



UNIVERSITY OF CALCUTTA
Senate House, 87/1, College Street, Kolkata – 700 073

Dr. Abubakkar Siddique, Ph. D., PGDAEM
Deputy Registrar

Phone : 033-2219-0092
E-Mail : dr@caluniv.ac.in

Ref. No.: DR/97/2019

Date: 23.07.2019

To
The Director/Secretary Faculty Council/Principal/Teacher-in-Charge
/Vice-Principal/Head of the Institutions/Officer-in-Charge of the
U.G. & P.G. Colleges affiliated to the
University of Calcutta

Sub: Online Portal of Registration Process for both U.G.& P.G. level Students (2019-20)

Sir/Madam,

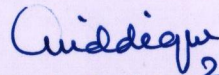
In continuation to the previous notification No. DR/64/2019 dated 27.05.2019, I am to state that On-line link of Registration Portal for both U.G. and P.G. level Students of 2019-20 will be available on and from **25.07.2019 at 11.00 a.m.** The on-line link of the said portal is **www.calunivreg.in** .

In this context, I would also like to request you that on and from **25.07.2019**, please expedite the phase-wise uploading process of Students' Registration data for the academic session 2019-20, through on-line Registration portal as well as submission of Registration Form (Hard Copy) along with copies of all testimonials to the Registration section for both U.G. and P.G. level students as per the following schedule. The Registration Fees will have to be made through SBI Collect as notified earlier.

- Last Date of Printing of Registration Form automated with all relevant and authenticated information and get it signed by the Student as well as submission to the College: **31.07.2019** .
- Last Date of Uploading the Registration Data (Excel Format) as well as submission of auto populated data signed (by the Student) and authenticated (by the Head of the Institutions) Registration Form along with copies of all testimonials and Payment Receipt by the College to the University Portal as well as to the University : **06.08.2019**
- Last date of rectification if any, /change/furnishing of any required document/information by the College to the University Portal : **16.08.2019**
- Last date of clearance of Block, if any/furnishing of any required document/ information by the College to the University Portal /University : **30.08.2019**

Thanking You,

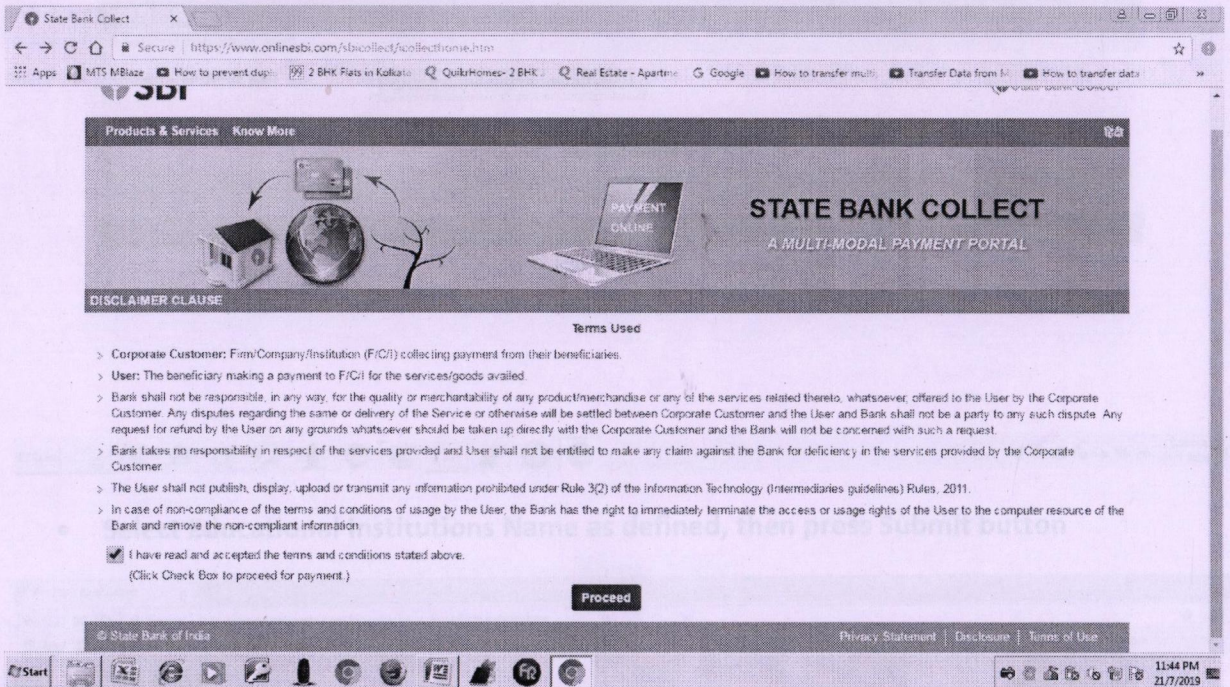
Yours faithfully,


Deputy Registrar **23/7/19**
University of Calcutta

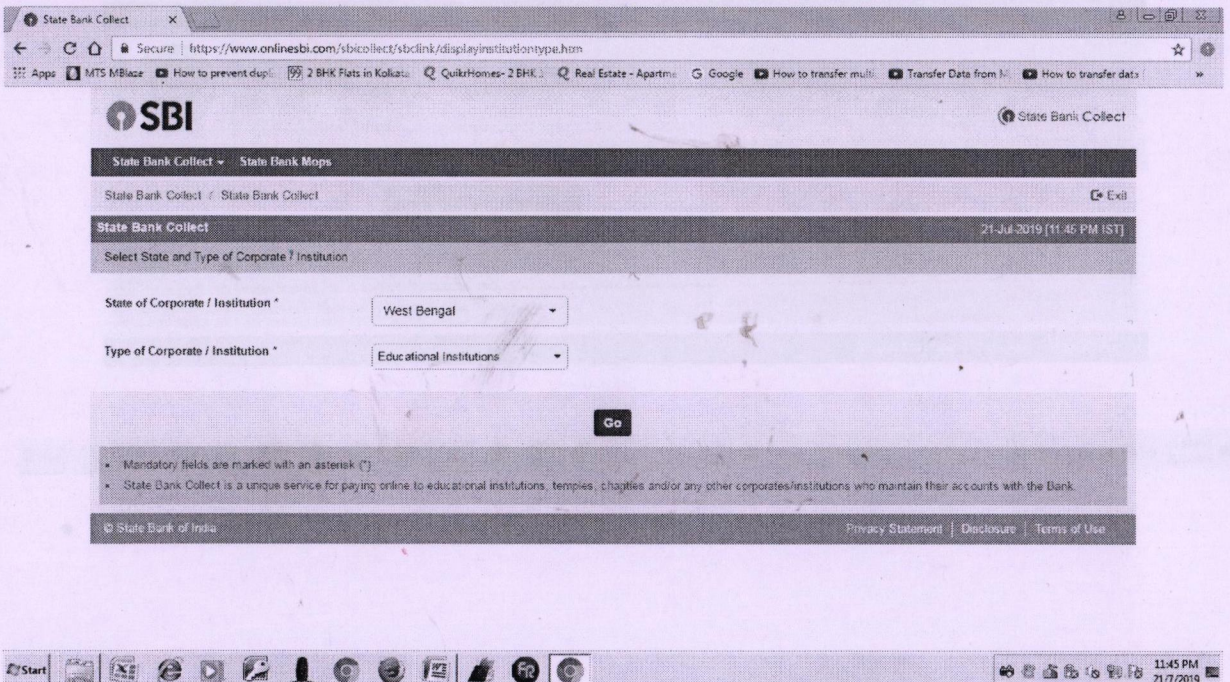
Enclo: Screenshot of SBI Collect Payment Page for your ready reference.

Registration Fees Payment Procedure through Screenshot

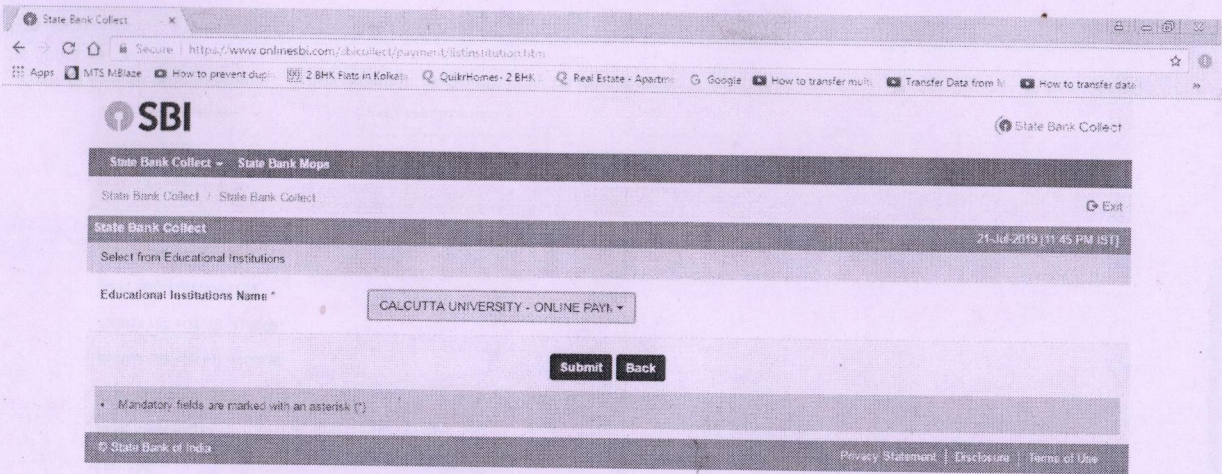
- Visit SBI Collect Wallet



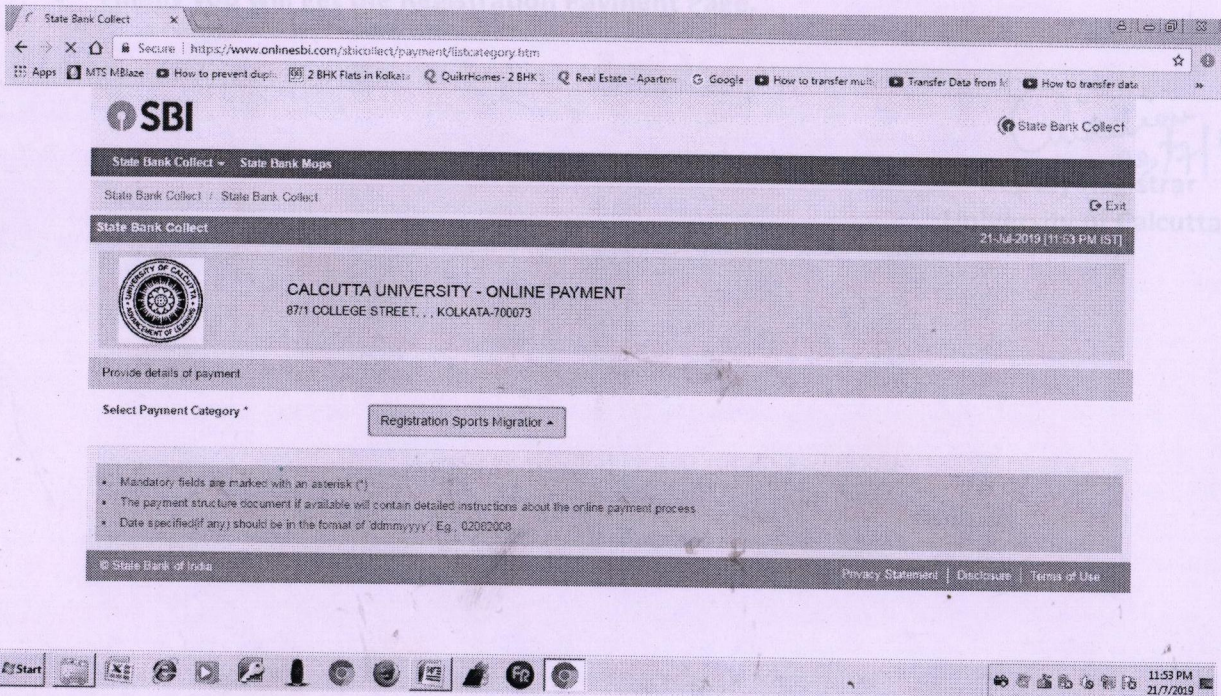
- Click on the Check Box and Press Proceed button.



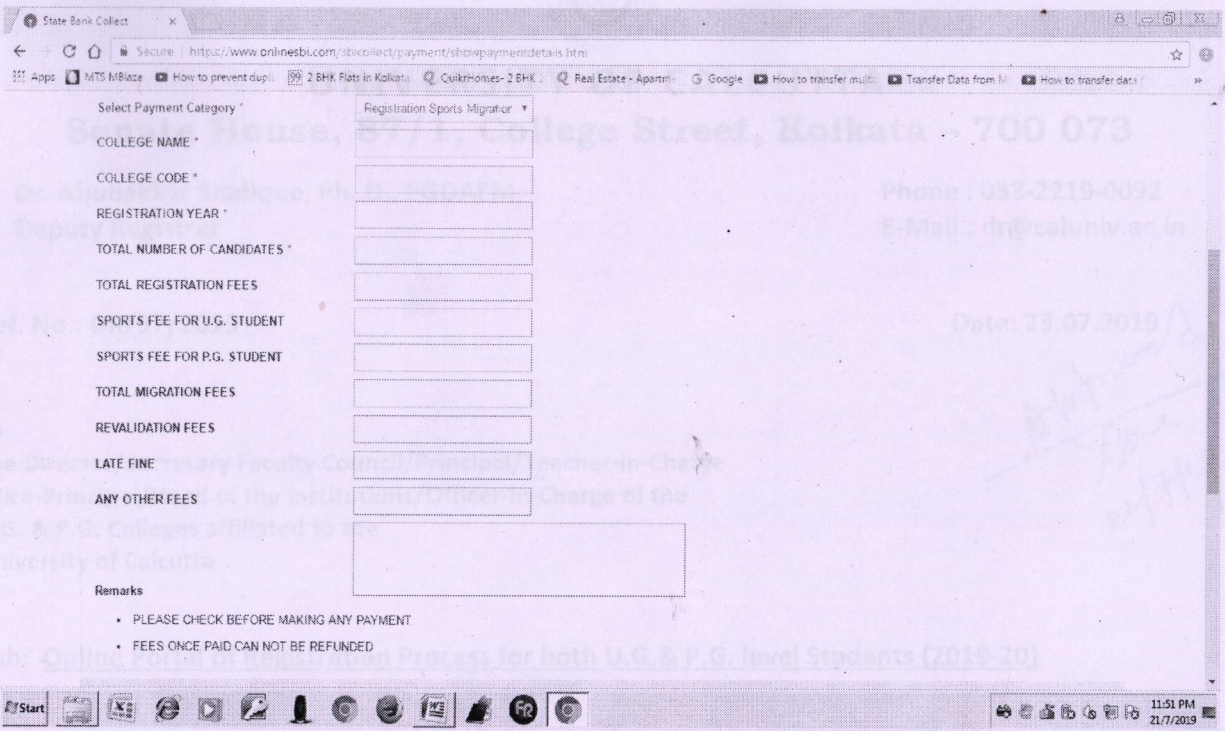
- Select State of Corporate/Institution and Type of Corporate/Institution as defined and press Go button.




- Select Educational Institutions Name as defined, then press Submit button



- Select Payment Category as defined from the drop down.




- Finally you will get the Registration Payment Page.


 Deputy Registrar
 University of Calcutta

Thanking You,

Yours faithfully,


 Deputy Registrar
 University of Calcutta

Enclos: Screen-shot of SBI Collect Payment Page for your ready reference.